

Year 6 SATs 2026

Information for Parents, Carers & Guardians



What are SATs?

- SATs is a term people use to refer to End of Key Stage 2 Assessments;
- They last for four days beginning on **Monday 11th May to Thursday 14th May.**

SATs Timetable 2026

All tests to start at approximately 9:30am

Monday 11th May	Tuesday 12th May	Wednesday 13th May	Thursday 14th May
Spelling, Punctuation and Grammar Paper 1 <ul style="list-style-type: none">• Total 50 marks• 45 minutes (ET – 56 minutes)	Reading Paper <ul style="list-style-type: none">• Total 50 marks• 60 minutes (ET – 75 minutes) <p><i>Total score: 50 marks</i></p>	Maths Paper 1 (Arithmetic) <ul style="list-style-type: none">• Total 40 marks• 30 minutes (ET – 37 minutes)	Maths Paper 3 (Reasoning B) <ul style="list-style-type: none">• Total 35 marks• 40 minutes (ET – 50 minutes) <p><i>Total score: 110 marks</i></p>
BREAK		BREAK	
Spelling, Punctuation and Grammar Paper 2 (Spelling Test) <ul style="list-style-type: none">• Total 20 marks• 30 minutes (<u>approx</u>) <p><i>Total score: 70 marks</i></p>		Maths Paper 2 (Reasoning A) <ul style="list-style-type: none">• Total 35 marks• 40 minutes (ET – 50 minutes)	

Access Arrangements

Some children will benefit and are entitled to different access arrangements to support them accessing the test.

They might have:

- Extra time
- A prompter
- A reader (Grammar and Maths)
- A quiet space to work
- Rest breaks
- 1:1 or small group support

We will let you know if your child is receiving any of the above.

Children with EHCPs automatically receive extra time and will work 1:1 with an adult.

How are the SATs carried out?

- The tests will take place during normal school hours, under exam conditions;
- Children are not allowed to talk to each other from the moment the assessments are handed out until they are collected after the test has ended;
- Afterwards, the completed papers are sent away to be marked externally;
- The children's results are sent back to school at some point in July;

What do the results look like?

Once marked, the tests will be given the following scores:

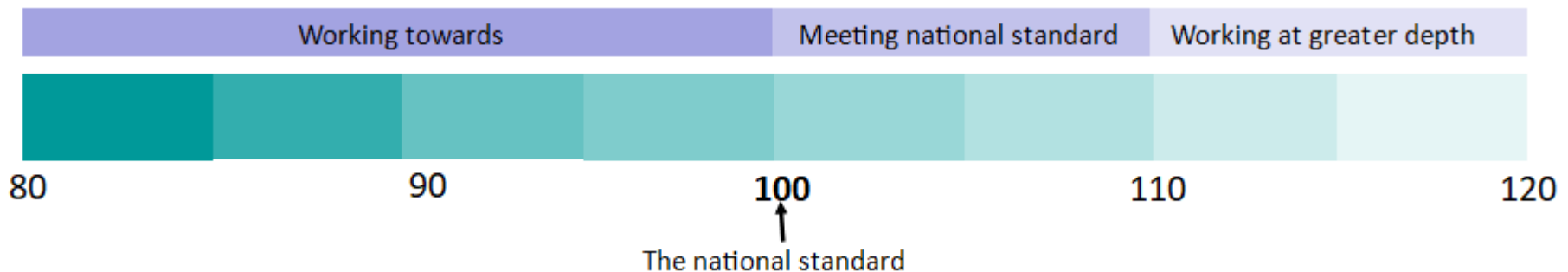
- A raw score (the total number of marks achieved for each paper);
- A scaled score (which is explained below);
- A judgement of whether the National Standard has been met.

After marking each test, the external markers will convert each raw score into a scaled score to show whether each child is working below, at or above the national standard.

When the scaled score is given, it is given in a range from 80 to 120.

A scaled score of 100 or more is meeting the national standard.

There are no separate tests for higher achieving pupils; however, **a scaled score above 110 would show that a child is working above the national standard.**



When will I get the results?

When the school receives the results, they will be sent home with the children for you to see.

Writing results will come home in the end of year report as this is assessed in school.

Key Stage 2 SATs Test Results

Child's name:



	SPaG	Reading	Maths
Score			
Level			

In order to pass your child needs to have scored 100. If they have scored over 110 then they have achieved greater depth in that subject.

Spelling, Punctuation and Grammar

Paper 1

1

Tick the sentence that must end with a **question mark**.

What I wanted had already sold out

Ask Ryan what he thinks about it

What time will the film start

I didn't know what to say

Tick **one**.

6

Circle one verb in each underlined pair to complete the sentences using **Standard English**.

We was / were planning to hold a cake sale at school.

I was / were chosen to design the posters.

1 mark

1 mark

23

Draw a line to match each word to its correct **antonym**.

Word

meandering

sympathetic

evade

plausible

Antonym

confront

unfeeling

unbelievable

straight

1 mark

Spelling, Punctuation and Grammar

Paper 2

19. Omar put the cutlery back in the _____.

20. Ellen's gold bracelet was her most treasured _____.

Spelling 19: The word is **drawer**.

Omar put the cutlery back in the **drawer**.

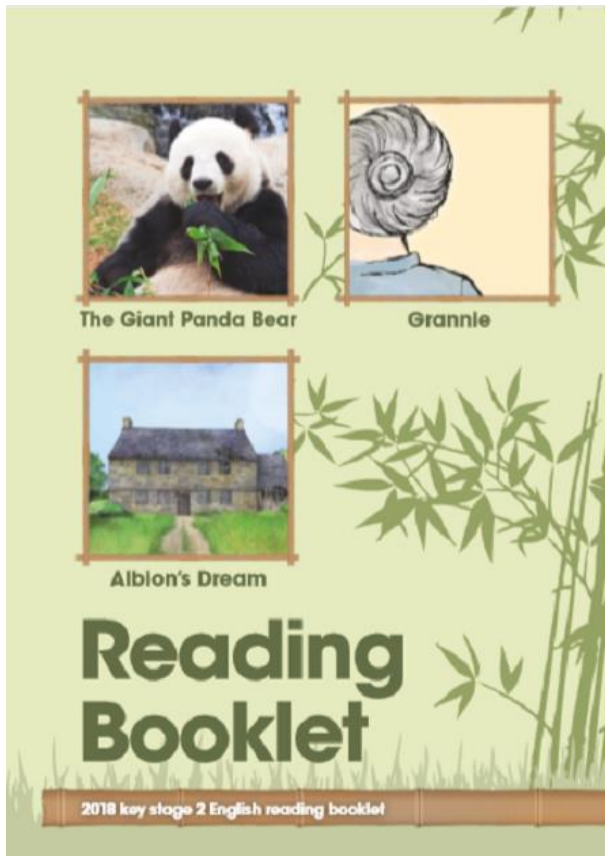
The word is **drawer**.

Spelling 20: The word is **possession**.

Ellen's gold bracelet was her most treasured **possession**.

The word is **possession**.

Reading Paper



The children are required to read three separate texts and answer questions on each text.

The Year 6 Reading SATs paper requires a range of answering styles, including responding to **multiple choice questions**, **one-word answers**, and multiple mark questions which require **more formal paragraph-length answers**.

Short Division

$$581 \div 7 =$$

1 mark

Long Division

25	1 3 3 0 1 6	<input type="text"/>	2 marks
	Show your method		

Maths Paper 2 & 3: Reasoning

Paper 2 requires children to demonstrate their mathematical knowledge and skills from year 3 to year 6, as well as their ability to solve problems with mathematical reasoning.

- 6 Stefan's watch shows five minutes past nine.
The watch is twelve minutes fast.



What is the correct time?

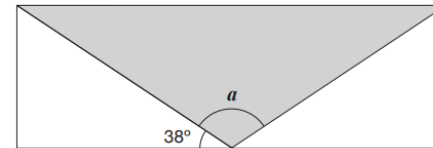
- 11 Here is a number written in Roman numerals.

CXV

Write the number in figures.

1 mark

- 15 A shaded **isosceles** triangle is drawn inside a rectangle.



Not to scale

Calculate the size of angle a .

Show your method

<p>a is <input type="text"/>°</p>
--

2 marks

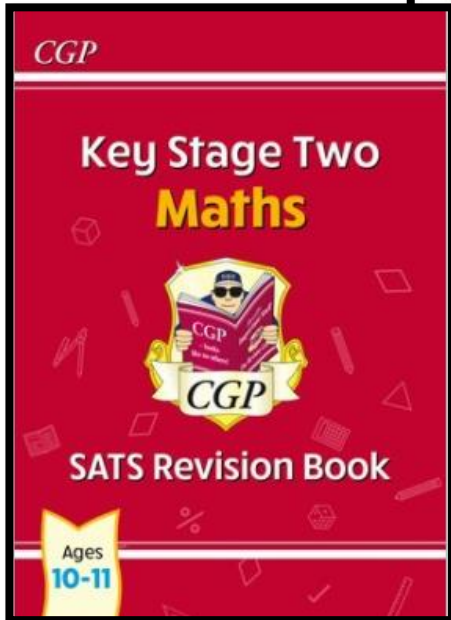
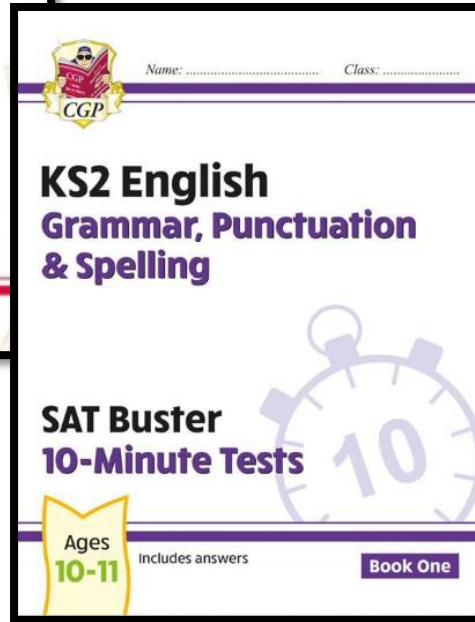
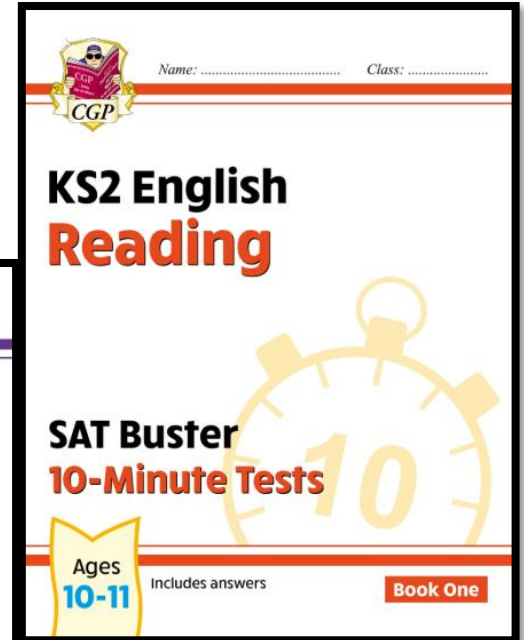
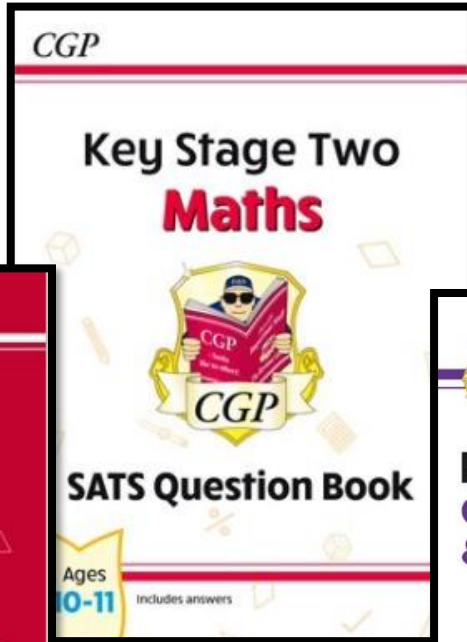
How can you help your child get ready for SATs?

Firstly, a positive attitude goes a long way – so as much encouragement and support as possible (but we don't need to tell you that)!

Some further tips:

- Encourage your child to complete their homework on time.
- Encourage your child to talk to their teacher or another adult they trust if they express persisting anxieties about SATs. Remember that a small amount of anxiety is normal and not harmful;
- Plan something nice and fun for the weekends before and after SATs – this will help your child start the week well and also give them something to look forward to;
- Ensure your child is eating and drinking well, and getting a suitable amount of sleep so they are ready for learning in school.
- Use your revision books to support understanding.
- Ensure your child has time to rest too.
- There will be refreshments available for children each morning of their SATs, but please make sure they've had a healthy breakfast.

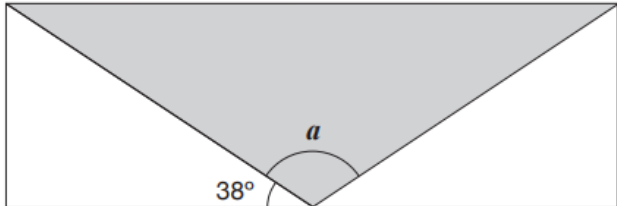
Revision books...



Study Skills

- Focus on question types, not specific questions

15 A shaded **isosceles** triangle is drawn inside a rectangle.



Not to scale


Calculate the size of angle a .

Show your method

a is °

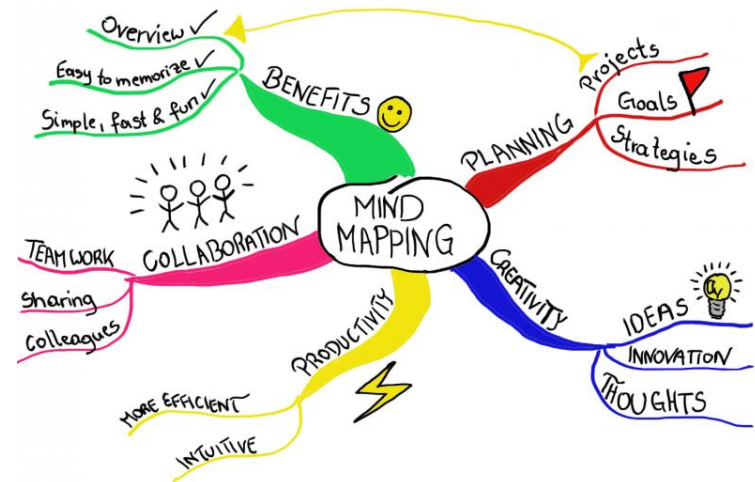
2 marks

Study Skills




- Choose a topic and create flashcards with key facts
 - Created by the child themselves using language and examples they understand
 - Start with 5, add 5 at a time

- Create mindmaps for subjects
 - Draw, cover, write, check



Study Skills



- Use a timer.
- Have a go at a 10 minute test
- Check your answers in the back of the book
- *If you don't manage to finish in the time, complete the test in a different colour. This way you can see what you achieved in the time but also see how much quicker you get as you go through the other tests.*

Wellbeing

- A small level of anxiety is normal and shows that your children care about their results.
- A larger amount of anxiety should be shared as it may prevent the children from doing their best.



Wellbeing

Strategies:

- Helping your children practice so they feel well-prepared and confident.
- Ensure they eat and sleep well and have time to relax.
- Discuss any worries together. Keep it in perspective!
- If your children have any concerns, encourage them to talk to their teacher.
- We will also work together on concerns and managing anxiety in circle time.

Any Questions?