



Welcome to West Hampstead!

Year 4
Information Evening



Year 4 Staff

There are 2 classes in Year 4:

Seine and **Danube**




Nicole Anderson
Danube Class teacher
English Lead



Kate Llewellyn
Seine Class teacher



Vera Shabani
Learning Support



Kasey
Learning Support

Our day:

- Each class is taught by their class teacher in groups of up to 30.
- Class teachers teach every subject, except PE, art and music, which are taught by Miss Schafer, Mr Leer and Miss Thomasset.
- A range of other professionals may also work with the children.



Beginning & End of the Day

The school gates open at 8:50 and close at 9:05.

All children should enter via the main playground doors.

All doors into corridors and halls are now locked and will only open with a lanyard.

- All doors are unlocked between 8:50 and 9:05 to allow the children to come into school.
- Where appropriate, children have been taught how to use lanyards e.g. on the top floor if they need to use the toilet.
- Please note: **do not enter the building without a school adult as you may get locked in a corridor or hall.**
- Late children will have to wait in the office until they can be escorted into class, so please aim to be on time.



Beginning & End of the Day

At home time, the school gates open at 3:30. This includes:

- 2 gates on Dornfell Street
- 1 gate on Glastonbury Street

All children will be lined up in their space, ready to be collected.



Year 4 timetable

	Monday	Tuesday	Wednesday	Thursday	Friday
8:50 – 9:05	Soft start activities	Soft start activities	Soft start activities	Soft start activities	Soft start activities
9:05 – 9:45	Reading	Reading	Reading	Reading	Assembly/times tables testing
10:00 – 10:45	Maths	Maths	Maths	Maths	Maths
10:45 – 11:00	Break				
11:00 – 12:00	English	English	English	English	English
12:00 – 12:15	Times tables practice	Times tables practice	French/RE	Times tables practice	Art
12:15 – 12:30	Assembly	Assembly		Assembly	
12:30 – 13:30	Lunch				
13:30 – 3:15	PE/Swimming (PPA)	History/Geography	Science	Computing/Music	PSHE/Art/Circle Time Golden Time
3:15-3:30	Story/free reading	Story/free reading	Story/free reading	Story/free reading	Show new homework

PE & Swimming

Monday

Autumn Term	Spring Term	Summer Term
Seine Class PE Danube Class Swimming	Danube Class PE Seine Class Swimming	

During Key Stage Two children work towards the **National Curriculum Standards** for each year group.

The National Curriculum has set out standards for the children to achieve by the end of Year 4.

- **Emerging** – working towards the statement. Developing understanding in this area.
- **Expected** – achieving at the expected level for their age.

Your child is exactly where they should be!

- **At Greater Depth** – has obtained a greater level of understanding and is able to apply their learning in different contexts.

Inclusion

- If your child has additional special educational (SEND) needs, they will be supported by the Inclusion Team.
- They may have needs in the following areas:
 - Speech and Language
 - Cognition and Learning
 - Social, Emotional and Mental Health needs
 - Physical



Karen Filiz
Inclusion
Lead

Inclusion

- Children who have difficulties in the following areas may need targeted support such as:
 - Group interventions
 - External professionals
 - One to one intervention
 - Additional support in the classroom
 - Referral to outside agencies

The Inclusion team have regular meetings with Teachers and Learning Support Assistants to ensure all children are supported appropriately.

Challenge for All

At WHPS, we believe that every child should be pushed to take their learning as far as possible.

- This applies to **all** our children – however high or low their starting points.
- We want to remove any limits that children (or others) might place on their aspirations.

**Aim for the sky and
you'll reach the ceiling.
Aim for the ceiling and
you'll stay on the floor.**



Challenge for **All** in practice

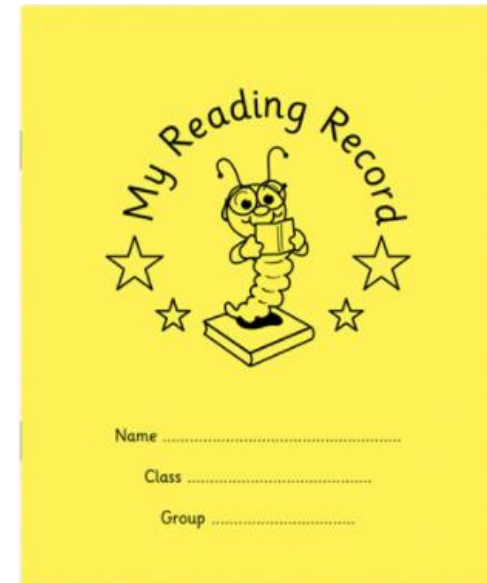
- Teaching children the school values – **Aspiration, Responsibility** and **Resilience** in lessons, assemblies and in daily school life
- Handover from last year – teachers gauge attainment across subjects from previous year and identify next steps
- Planning lessons with opportunities to go further (stretch and challenge)
- Teachers asking probing questions that make children think
- Regular meetings to look at the progress children are making
- Home learning (see next slides), including a range of reading books for the children to enjoy
- Personalised provision (when/if appropriate)

**Aim for the sky and
you'll reach the ceiling.
Aim for the ceiling and
you'll stay on the floor.**



Reading

- Comprehension sessions take place in the morning in whole class groups. Extra support for those who need it is available.
- Children change their reading books as they finish them, choosing from a wide range in the class book corners.
- Children should be reading **every day for 15-20 minutes** and commenting in their reading records. Reading records are checked daily by a member of the team. They have been shown how to do this.
- We also reward home reading using the reading challenge certificates.



Reading Record Guidance

At West Hampstead, we expect all children to read at home for at least 15 – 20 minutes each day. The Reading Record is used to show the class teacher what books are being read at home and how often. Your child's book and reading record should come into school every day to be shown to an adult in school.



Year 3 – Year 6

Children from Years 3 – 6 will bring home either colour banded books or chapter books matched to their reading level. Although these are longer reads, the reading record should still be completed daily.

Your child may be a fluent, independent reader but still ensure that some of their reading time includes reading aloud to an adult.

Your child is expected to complete the reading record daily with the date, book name & a comment if necessary.

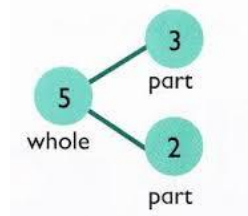


Questions

- Why did you choose this book? What made you think that it would be interesting?
- Catch me up on the story. What has happened so far?
- What do you think is about to happen? Why? Have you been given any clues?
- If you were that character, what would you have done in that situation?
- Do you think you would choose to be friends with the main character if they went to your school?
- Did the book end the way you expected? Would you have ended the book differently?
- Was there a problem in the book? Did it get solved?

Maths

- We focus on:
 - Allowing children to experience maths rather than just see it.
 - Inviting children to explore maths and assisting with problem solving.
 - Encouraging children to talk about maths and develop their understanding independently.
 - Using concrete (objects e.g. counters, cubes) then pictorial (drawing pictures to support) then abstract (numerical) methods to calculate



$$\begin{array}{l} \square + \square = 20 \\ \square + \square = 20 \end{array} \quad \begin{array}{l} \begin{array}{c} \square \\ \diagdown \\ \square \end{array} \\ 20 - \square = \square \\ 20 - \square = \square \end{array}$$



$$\begin{array}{l} \square + 1 = 16 \\ 1 + \square = 16 \end{array} \quad \begin{array}{l} 16 - 1 = \square \\ 16 - \square = 1 \end{array}$$

The Year 4 Multiplication Tables Check (MTC)

A national test for year 4 assessing children's recall of times tables up to 12×12 .

Takes place over a period of 3 weeks at the beginning of June.

A set of 25 questions (+3 practice questions), with 6 seconds for each question.

An in depth meeting for parents will take place in Spring term.

Try it out Time left: 6

$5 \times 6 =$

1	2	3
4	5	6
7	8	9
⊗	0	Enter

The Year 4 Multiplication Tables Check (MTC)

Some ideas to help your child learn/recall their times tables:

Lucky Dip!

Use table facts your child finds tricky to recall.



Hit The Button

Free + fast paced



Toothbrush Tables

Display times tables in places your child will often look

Writing



- We inspire writing through quality literature.

Writing at West Hampstead:

- We encourage children to understand the **purpose** of their writing.
- We use **oracy** to allow children to articulate their ideas verbally before they write them down.
- We use **modelling** to show children the writing process.
- **Grammar** is built into our lessons.
- **Improvement** is a major part of our writing process – you will see you child's improvements in blue pen.

Writing

In Year 4 children have the chance to earn a pen licence which means they can write in black handwriting pen.

How to Earn Your Pen Licence



• Handwriting should be neat in all books (not just handwriting books).



• Writing should always be on the line.



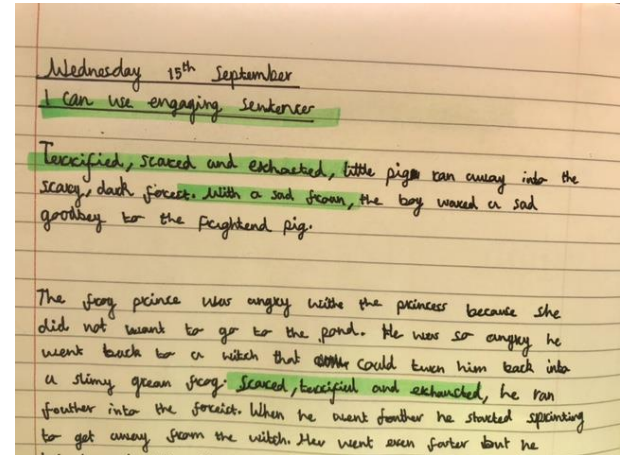
• The size of letters and the space between words should be correct.



• Letters should be formed correctly.



• Letters should be joined correctly.



Year 4 Units

We provide a variety of exciting experiences in the children's learning beyond Reading, Writing and Maths. This may or may not involve writing, as we think the learning is best when the children are actively involved.

Autumn	Spring	Summer
History The Romans	Geography Ports and trade	History The Shang Dynasty
Science Electricity Animals, including Humans	Science Changing States	Science Sound Habitats
Music Recorders	Music Recorders	Music Recorders

Other National Curriculum subjects throughout the year:

Modern Foreign Languages (French), Design and Technology, Computing, Religious Education, Physical Education, Personal, Social and Health Education



[We're Going on a Bear Hunt >](#)

Thursday 16th October 2025

Funded by the PSA

Leaving school at 9am and returning at 1:30pm.

Autumn 1 History Unit

4 Romans

Why did the Romans invade Britain?

The Romans were keen to invade Britain because of fertile lands, natural resources and to increase their own political power.

Julius Caesar led an unsuccessful invasion in 55BC.

Emperor Claudius commanded a second invasion led by Aulus Plautius in 43AD.

Britain was part of the Roman Empire from 43AD to 410AD.

What was the Roman Empire?

Roman history includes ancient myths. E.g. Rome was founded in Italy by Romulus in 753BC following a fight with his brother Remus.

Over time, the Roman Empire spread across Europe, parts of Asia and North Africa.

There were different social classes in Roman society. The aristocracy, plebeians, slaves and freed slaves.

The Roman army was successful because it was well-organised, well-equipped and inspired great loyalty.

Soldiers were responsible for building roads, forts and aqueducts.

Did the British fight back?

In 60 AD, Boudicca, Queen of the Iceni, led a rebellion against Roman rule.

The Romans built Hadrian's Wall to keep Scottish tribes out of England.

Septimus Severus was a Roman General based in York who led defence against the Scots and reinforced Hadrian's Wall.

Despite conquering 11 tribes in 14 days, it took decades to conquer the rest of England and Wales.

There was a heavy military presence throughout Roman rule in order to stop revolts.



How do we know so much about Ancient Rome?

The climate and geography of Italy today helps us to understand trade, food and farming.

Archaeological evidence – buildings, artefacts (bones, jewellery, mosaics, coins) written and spoken evidence (Myths and Legends)

Historical sites, such as Pompeii.

How did the Romans change Britain?

The Celts occupied Britain before the Romans arrived.

At first, Romans and Britons worshipped many Gods. In 200 AD Christianity was introduced.

Mostly the lives of wealthier people that changed. Poor still worked the land and lived simply.

Romans introduced bricks and concrete to build town and roads as well as hypocaust systems, sewers, aqueducts, toilets and public baths.

Many of our words, including 'Britain', come from Latin.

System of numbers and counting, including the calendar.

Introduced plants and animals, including peas, pears, carrots and the domestic cat.

Amphitheatres and Roman baths.



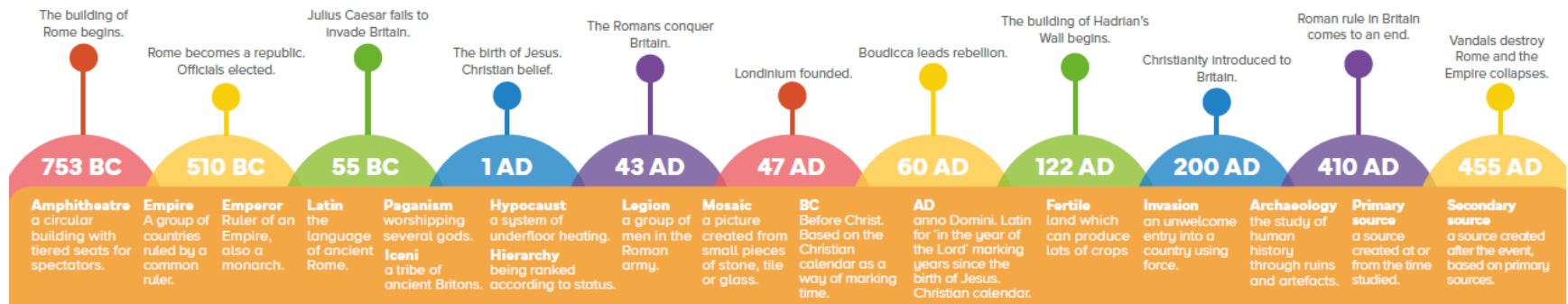
Septimus Severus



Queen Boudicca



Emperor Claudius




Autumn 1 Science Unit


Key Vocabulary	
electricity	A form of energy used for lighting, heating, making sound and making machines work.
electrical appliance	A machine or device that runs on electricity.
mains	The electricity supplied to households from power stations.
electrical circuit	This consists of a cell or battery connected to a component using wires. It needs to be a complete circuit to work.
cell and battery	A cell is a single unit and a battery is a collection of cells.
electrical component	A part that combines with others to form a circuit. E.g. bulb, motor, buzzer
switch	Can be added to a circuit to turn a component on or off. It allows the electricity to flow or it stops it.
conductor	Material that allows electricity to pass through.
insulator	Material that does not allow electricity to pass through it.

Appliances that run on electricity


Some plug into the mains and others run on batteries.



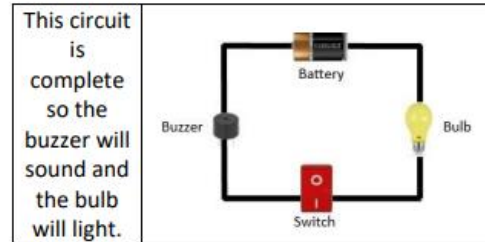
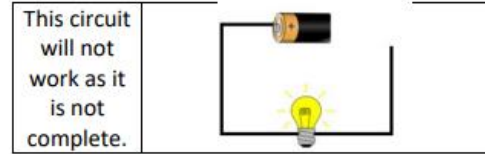
Electricity – Year 4

Significant scientist	
Thomas Edison (1847-1931) 	Thomas Edison was an American inventor. He is sometimes described as America's greatest inventor. He invented the first practical incandescent light bulb.

Electrical circuit with a bulb



The switch opens and closes the circuit. The bulb lights in this circuit because the switch is on.



Conductors and insulators

Conductors

Some materials let electricity pass through them easily. These are known as electrical conductors. Many metals are good electrical conductors, such as iron, copper and steel.



Insulators

Some materials do not allow electricity to pass through them. They are known as insulators. Plastic, wood, rubber and glass are good electrical insulators.



West Hampstead Values:



**WHPS Values
2022-23**

Aspiration



- Creativity
- Curiosity
- Communication

Responsibility



- Citizenship
- Staying Healthy
- Organisation

Resilience



- Confidence
- Independence
- Adaptable

Consideration





- Kindness
- Empathy
- Respect

Community



- Belonging
- Collaboration
- Relationships

Class Dojo



School prizes
for every 50pts
earned.



How to help your child at home KS2

- **School readiness** – good night's sleep, breakfast, morning fruit, arriving **on time**, showing an interest in their learning
- **Homework:**
 - Mathletics – **Weekly, Monday to Monday**, 1000 points – if you don't have computer access, please let us know.
 - Spelling practice – **Weekly** tests on a Friday.
 - Reading – At least **15-20 minutes a day**, please sign reading record daily.
 - Times Tables – Practice regularly to keep up their skills.

Being smart for school - uniform

- Making the school look smart and professional is a priority for us this year
- For children this means keeping to our school uniform policy:
 - No more “Beckford” badged schoolwear
 - Plain black footwear – also for PE



Being smart for school - PE

- Making the school look smart and professional is a priority for us this year
- This includes PE Kits
- Black PE shoes



Swimming Kit

The children will be walking to and from the swimming pool on a Monday afternoon, where they will be taught by two qualified swimming instructors.

It is essential that all children participate in swimming and PE. Please ensure children are well prepared, on a Wednesday afternoon, with the appropriate sports/ swimming kit.

- All children will need to bring a towel
- Boys are expected to wear swimming trunks or short shorts- no baggy shorts, longer than the knee
- Girls will be required to wear a one-piece swimming suit- no bikinis
- No shampoo or shower gels please
- Goggles and swimming hats are required for swimming lessons
- All children will be expected to remove stud earrings and watches before swimming. It may be advisable to not wear these items on a Wednesday
- If your child is unable to go swimming because they are feeling unwell, you need to provide a letter explaining the reason
- The children will walk to Hampstead and therefore will need coats in case of wet and cold weather

Communication

Use:	For:
<p>Email admin@westhampstead.camden.sch.uk</p> <p>or</p> <p>Telephone 020 7435 8646</p>	<ul style="list-style-type: none">• Seeking appointments with HT, DHT, SENDCo, phase leader (e.g. bullying/behaviour concern, special needs enquiry, sharing a complaint or concern)• Enquiries about whole-school/admin issues e.g. uniform, payments, after-school and breakfast club, admissions.• Changing arrangements for collecting your child from school.
<p>Email year group email e.g. Year4@westhampstead.camden.sch.uk</p>	<ul style="list-style-type: none">• Seeking appointment with your child's class teacher• Enquiries about homework, spellings, reading, the school curriculum, minor behaviour issues• Informing class teacher about something e.g. change in family circumstances.
<p>Speak to class teacher on playground at end of day</p>	<ul style="list-style-type: none">• Brief enquiries about homework, spellings, reading, the school curriculum, missing uniform, minor behaviour issues etc• If the conversation will take more than 2 minutes, please email to make an appointment
<p>Parent app</p>	<ul style="list-style-type: none">• Booking a parents evening appointment

Website

WELCOME TO

WEST HAMPSTEAD PRIMARY SCHOOL

At West Hampstead our motto is Together, we achieve. Our children exemplify our school motto; walk around our school at any time and you will see children and adults actively engaged in learning. We are very proud of our school and we hope that our website gives you a flavour of what makes us so special.

[Find out more →](#)



- Letters can be found under “Parent Information”

Website

WELCOME TO
**WEST HAMPSTEAD
PRIMARY SCHOOL**

At West Hampstead our motto is Together, we achieve. Our children exemplify our school motto, walk around our school at any time and you will see children and adults actively engaged in learning. We are very proud of our school and we hope that our website gives you a flavour of what makes us so special.

[Find out more →](#)



- The new website has been designed to be more streamlined, making it easier for you to find the information you need
 - Letters
 - Term dates
 - Uniform
 - School curriculum
 - Parent and Staff Association (PSA)
- It will also act as a prospectus, helping us appeal to families looking for a new school

If you have any questions, please email them to year4@westhampstead.camden.sch.uk

or

admin@westhampstead.camden.sch.uk

